


LFE SERIES Outdoor Lighting

LFE-30W-MCT-TR
COMPACT FLOOD LIGHT

WESTGATE
THE FUTURE IS HERE...AND IT'S QUITE BRIGHT!



MCT

Selection:

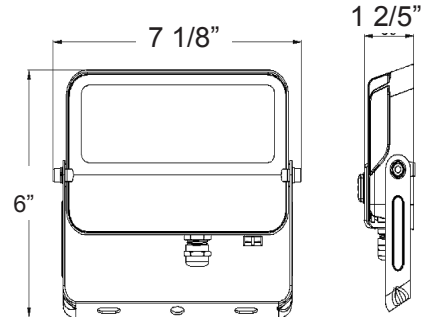


Customer Name: _____

Project Name: _____

Note: _____

Type: _____



6"(H) x 7 1/8"(W) x 1 2/5"(D)

Ideal for general site lighting, alleys, loading docks, doorways, pathway, parking areas. Replace existing HID flood lights/wall packs. Great for use with motion sensors or other instant on/off controls. Solid state lighting technology for long life, low maintenance and high efficiency.

Features

- 270° Adjustable Yoke Mount
- MCT: Multi Color Temperature (Switch On The Back of Fixture With Silicon Cover)
- 7-Year Warranty
- 70,000 hours rated life
- No Maintenance Needed and High-Efficiency

Technical Specifications

Electrical:

- Voltage: 120 VAC 50/60Hz
- Wattage: 30W
- Power Factor: >0.9
- Efficacy: 105 LPW
- THD: <25%

Mechanical:

- Die-Cast Aluminum Housing With Powder Coat Finish (Dark Bronze Finish)
- Solid State Lighting Technology For Long Life, No Maintenance Needed and High-Efficiency
- High Conductive Aluminum LED Board
- IP Rating: IP65
- Operating Temperature: -40°F to 104°F
- Suitable for Wet Locations

Lighting:

- Cord type: 18" SJTW 18/3 AWG cable
- MCT: Multi Color Temperature (Switch On The Back of Fixture With Silicon Cover)
- Total lumens: 3150LM
- Color temperature: 3000K/ 4000K/ 5000K
- Color rendering index: CRI > 70
- Beam Angle: 120° x 90°

Applications:

- Ideal for general site lighting, alleys, loading docks, doorway, pathway and parking areas.
- Replace existing HID flood lights/ wall packs
- Great for use with motion sensors or other instant on/off controls

Other Models:

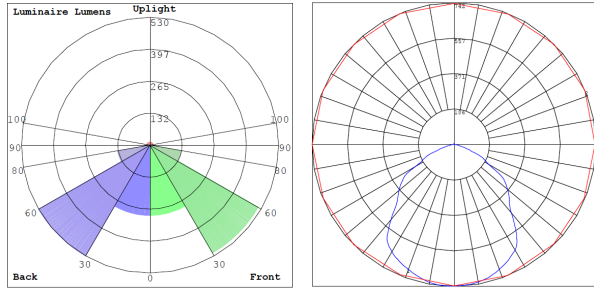
- 15W | 1600LM | LFE-15W-MCT-TR
- 50W | 5250LM | LFE-50W-MCT-TR



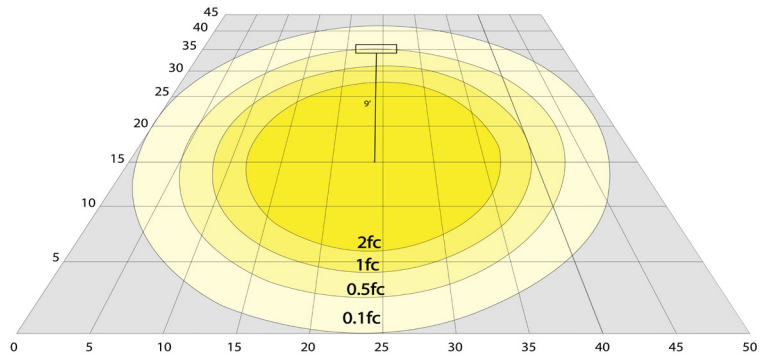
Phone: (877) 805-2252 | Fax: (877) 805-2252
www.westgatemfg.com | www.westgatecontrols.co



Photometrics: LFE-30W-MCT-TR



BUD Rating: B2-U2-G0



Area 45'x 50' Mounting Height: 9'

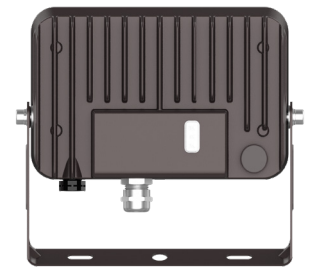
Other Views:



Side View



Front View



Back View

Performance Table: LFE-30W-MCT-TR

MODEL NO.	Wattage	Voltage	Lumens	Color Temp.	BUG Rating	LPW
LFE-30W-MCT-TR	30W	120V	3150LM	3000K 4000K 5000K	B2-U2-G0	105

Sample Ordering

Model Wattage Color Temp.

LFE - 30W - MCT - TR

Accessories Options

Blank = No Option For Accessories

Example:

1. LFE-30W-MCT-TR

(For LFE 30W MCT fixture 120V)

